

## 7<sup>th</sup> Annual RBM VCWG Meeting

### Financing and results of IRS in Global Fund-supported programs

# Global Fund end 2011 press release, 1 Dec 2011

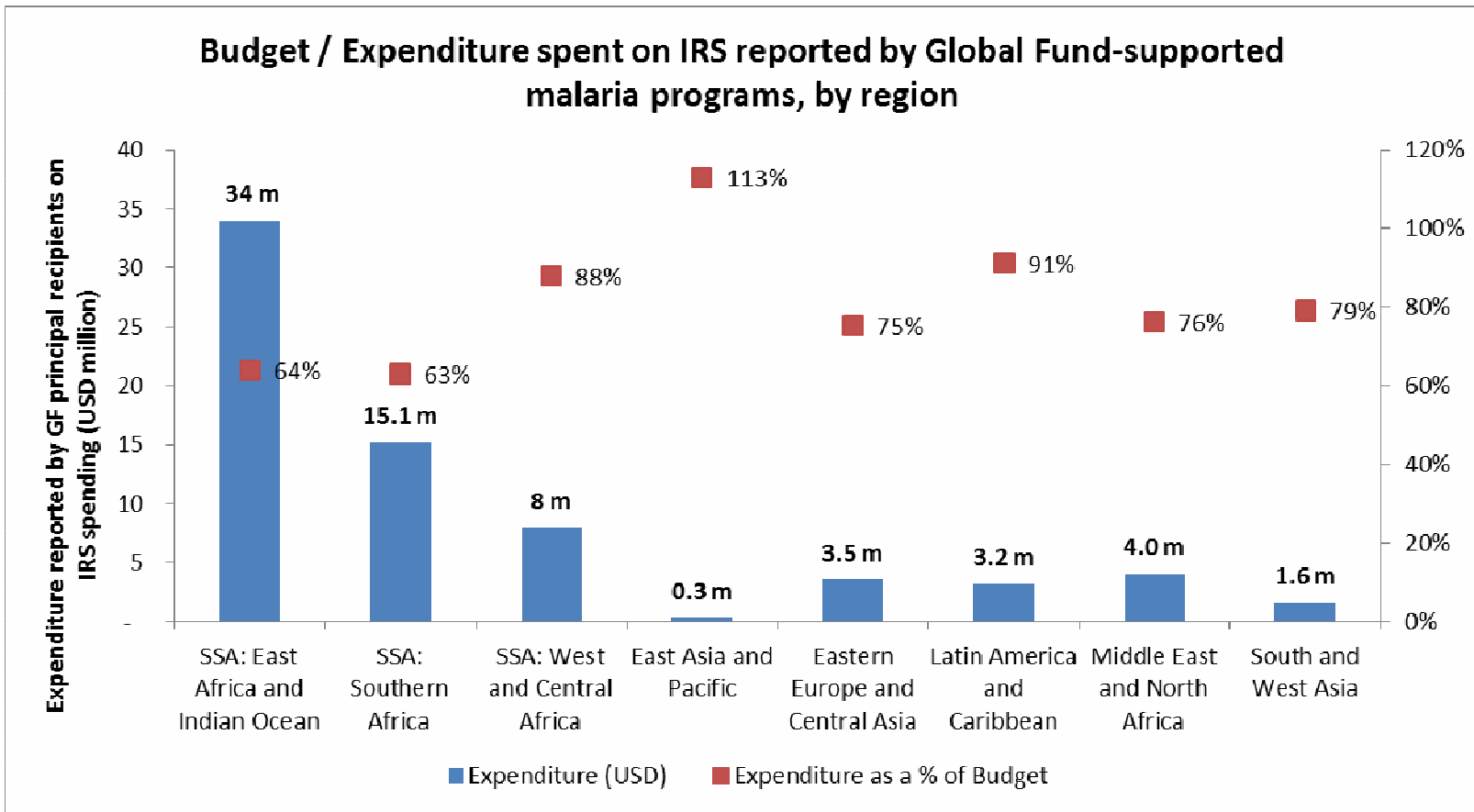
---

....Global Fund programs have made big strides in the past year in fighting malaria. Some 230 million bed nets have been handed out since 2003 to protect families from malaria under programs backed by the Global Fund. Distribution of 70 million bed nets was reported in the past 12 months alone, contributing to an increase of 43 per cent in the total number since December 2010.

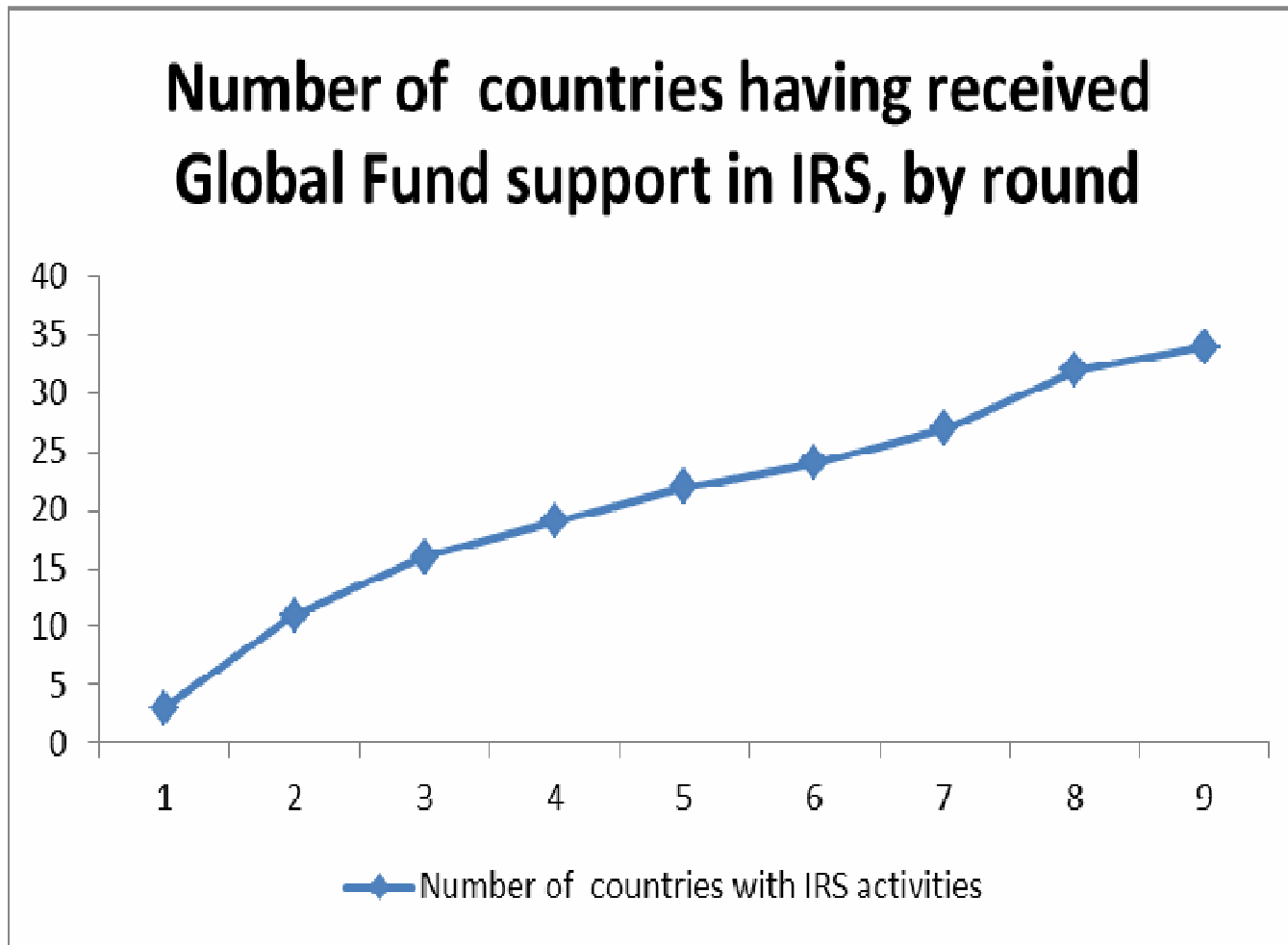
As well as the big expansion in coverage of bed nets to prevent malaria, *there has also been an increase of more than one-third in the indoor residual spraying of homes with insecticides to 43 million in the last year from 31 million in the previous 12 months.*

.....

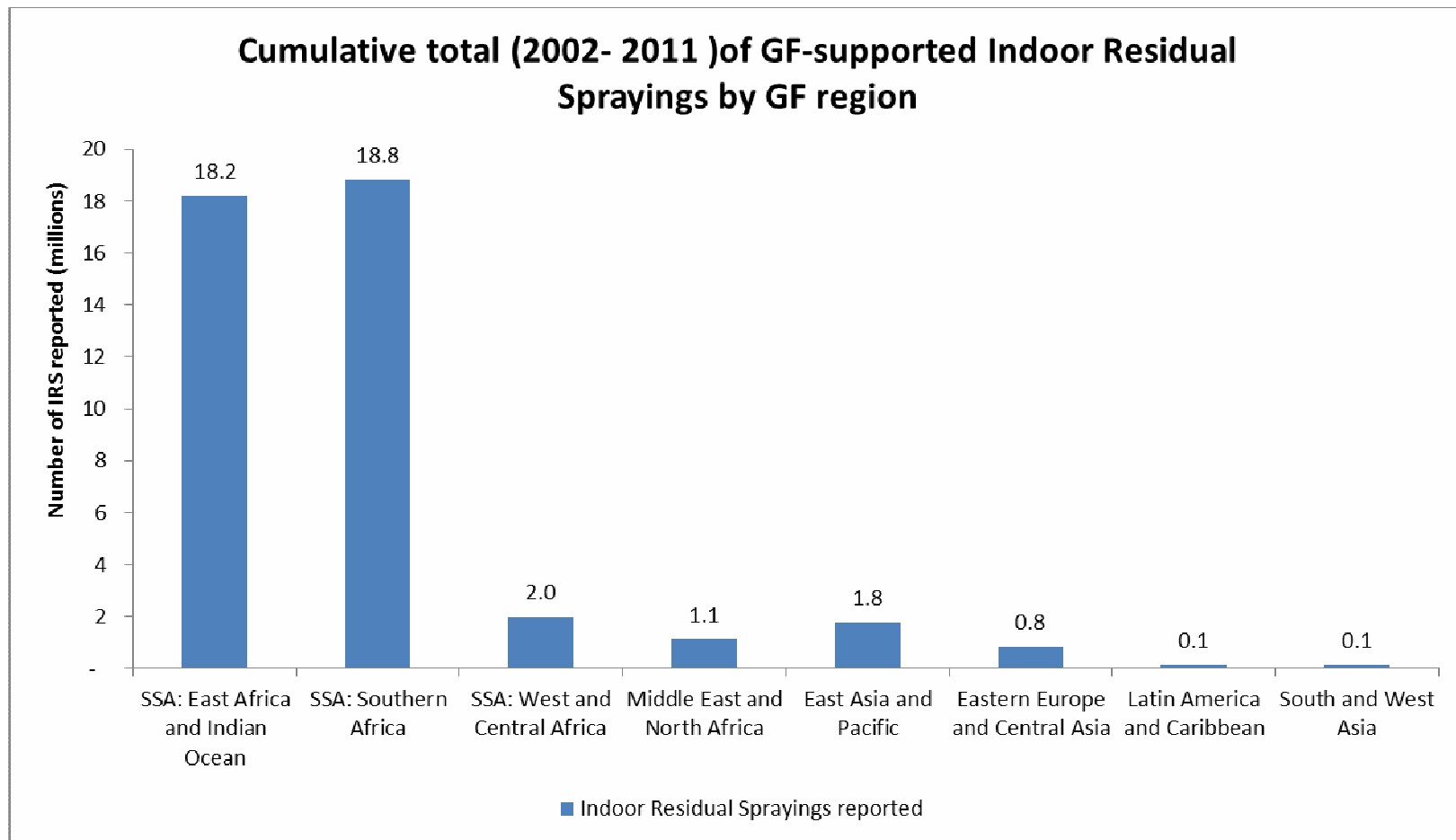
# Portfolio \$\$\$: Budget/Expenditure spent on vector control: IRS



## Portfolio results: Countries using IRS delivered by Global Fund-supported malaria programs (cumulative 2002-2011)



# Portfolio results: IRS delivered by Global Fund-supported malaria programs (cumulative 2002-2011)



# Regions and countries with IRS delivered with Global Fund-supported programs

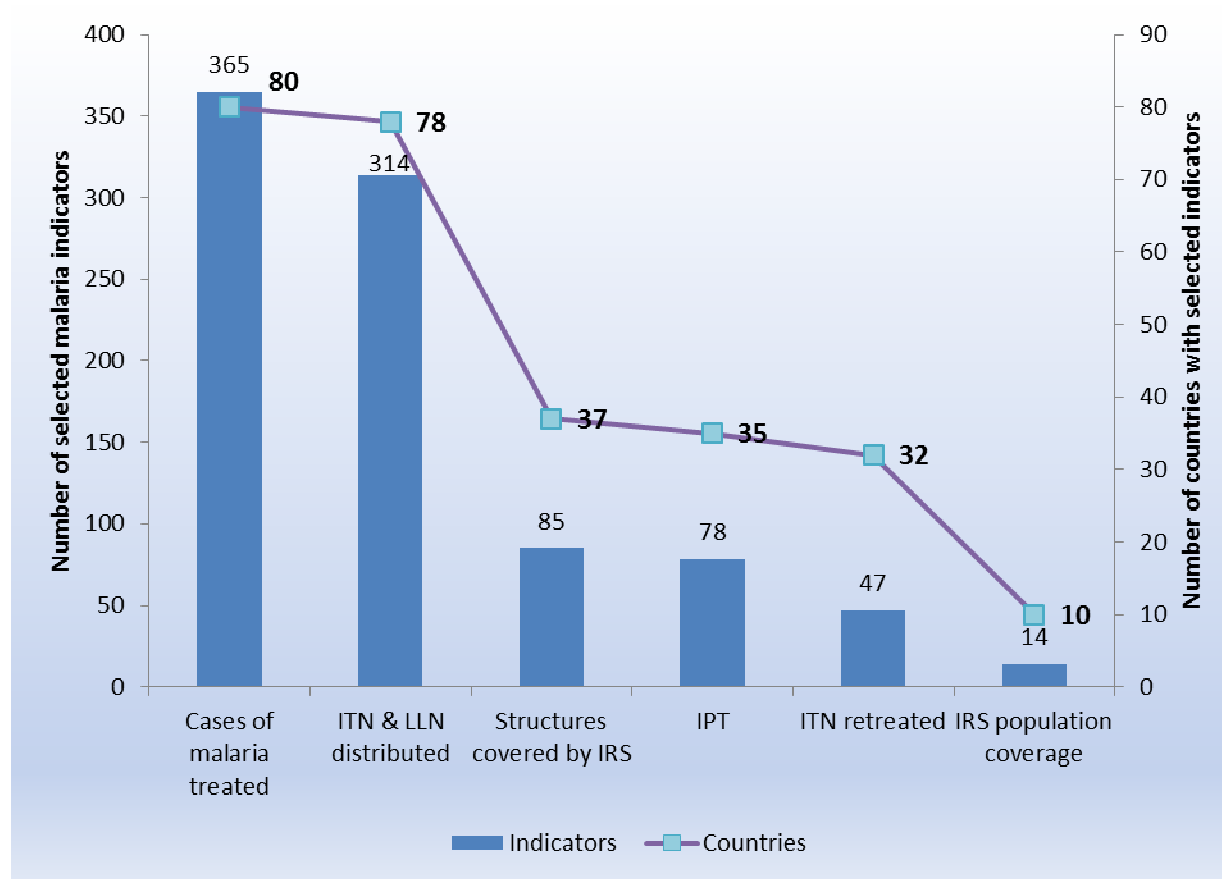
Global Fund Region	Countries
SSA: East Africa and Indian Ocean	Comoros, Eritrea, Ethiopia, Kenya, Madagascar, Uganda
SSA: Southern Africa	Mozambique, Multicountry Africa (RMCC), Namibia, Swaziland, Zambia, Zimbabwe
SSA: West and Central Africa	Equatorial Guinea, Gambia, Ghana, Sao Tome and Principe,
East Asia and Pacific	Indonesia, Korea (Democratic Peoples Republic), Multicountry Western Pacific, Myanmar, Philippines, Timor-Leste, Viet Nam
Eastern Europe and Central Asia	Georgia, Kyrgyzstan, Tajikistan, Uzbekistan
Latin America and Caribbean	Bolivia (Plurinational State), Dominican Republic, Guyana, Nicaragua
Middle East and North Africa	Djibouti, Sudan, Yemen
South and West Asia	Bhutan, Nepal, Pakistan

# Key messages

---

- There has been increasing number of countries receiving financing for IRS through Global Fund support;
- Scale-up is seen in key countries in African countries at the national level (e.g. Kenya, Ethiopia);
- Total amount of USD 100 million budgeted for IRS, but USD 70 millions spent during the same period by grant recipients (cumulative 2002-2010 spending)
- Variance between budgeted and actual expended amount seen greatest in both East and South African regions (less than two-thirds expended to date);
- Countries should adopt standard indicators as recommended by WHO and partners in their performance frameworks for monitoring IRS activities in Global Fund grants;
- Importance of private sector partnership in IRS activities

# Extra slide: Distribution of selected malaria indicators in GF-supported programs





# Extra slide: a country example: reporting nets distributed

