



RBM Partnership to End Malaria-Updates

18th VCWG Annual Meeting February, 2023

Vision

**A world
free from
the burden
of malaria**

Mission

To convene and coordinate an inclusive, multisectoral response to control, eliminate and ultimately eradicate malaria

Principle

Ending malaria is central to achieving UHC, global health security, poverty reduction and reducing inequalities

Strategic Plan 2021–2025


Strategic Objectives

Optimize the quality and effectiveness of country and regional programming

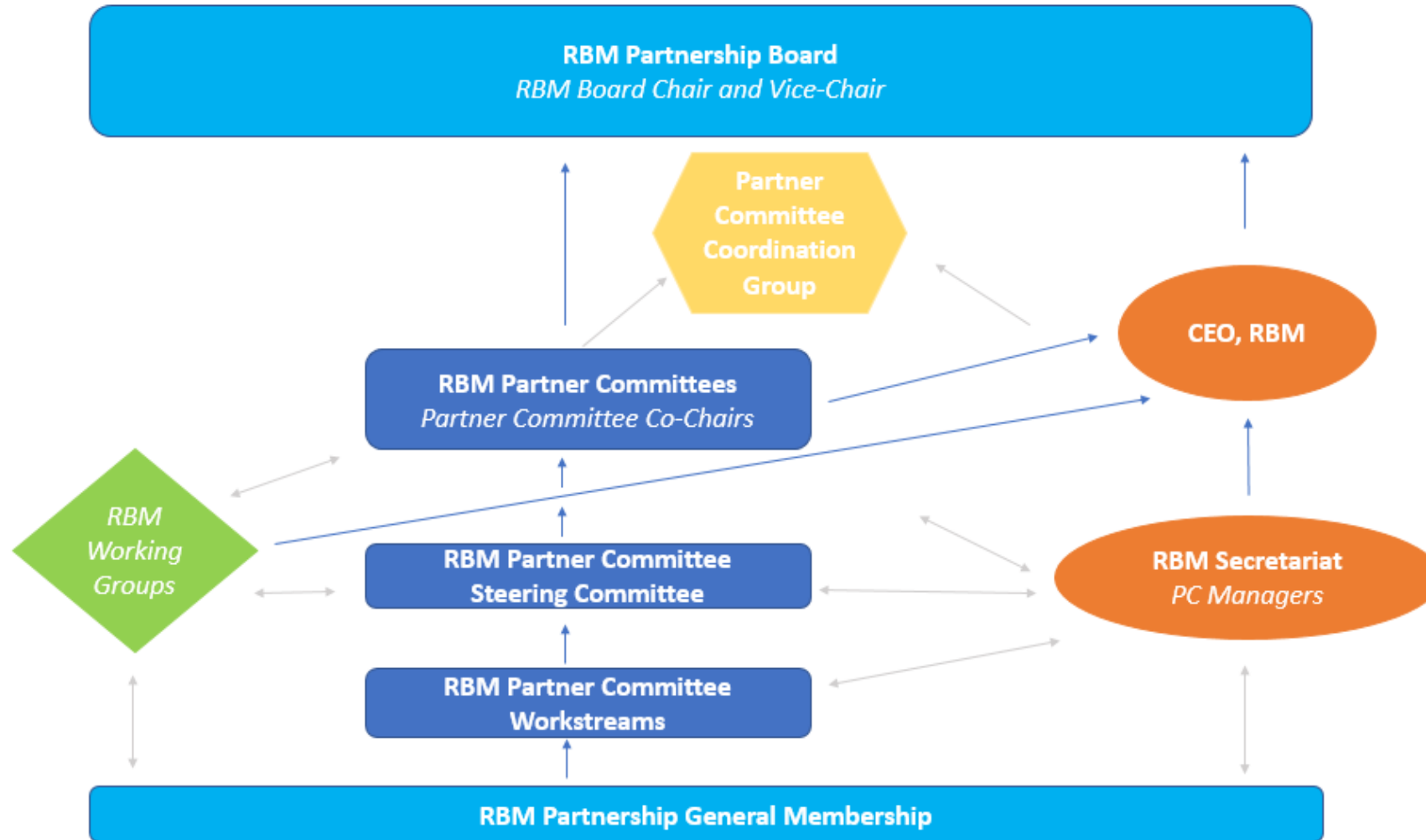
Maximize levels of financing

Facilitate the deployment and scale-up of new products, techniques or implementation strategies

RBM Partnership to End Malaria 2021-2025 Strategy Framework

Vision	A world free from the burden of malaria			
Mission	To convene and coordinate an inclusive, multisectoral response to prevent, control and eliminate malaria			
Principle	Ending malaria is central to achieving UHC, global health security, poverty reduction and reducing inequalities			
Strategic Objectives and Strategic Actions	SO1. Optimize the quality and effectiveness of country and regional programming		SO2. Maximize levels of financing	2.1 Advocate for optimizing global resource envelopes from existing donors and new channels of financing
	1.1 Support countries in the design of quality, prioritized programmes			2.2 Support countries with mobilizing and prioritizing domestic and other resources for malaria and health
	1.2 Support countries in the use of real-time sub-national data in planning, implementation and monitoring		SO3. Facilitate the deployment and scale-up of new products, techniques or implementation strategies	3.1 Promote and support the inclusion of new interventions in the design and delivery of programmes
	1.3 Facilitate timely access to implementation support to address bottlenecks and gaps			3.2 Foster peer learning and knowledge exchange to facilitate deployment and scale-up of new products, techniques or implementation strategies
	1.4 Support building local management and technical capacity			
	1.5 Support countries to strengthen multi-stakeholder partnership coordination at the national and sub-national level			
1.6 Leverage regional alliances and initiatives to ensure cross-border and cross-sectoral coordination and coherence				
Cross-cutting Strategic Enablers				
Data Sharing and Use	SE1: Open and timely sharing of quality data to drive decision-making, build transparency and foster accountability.			
Effective Partnership	SE2: Meaningful engagement of partners at the global, regional and national level to leverage their unique capabilities, expertise and perspectives.			
Targeted Advocacy and Communications	SE3: Targeted advocacy and communications to keep malaria high on global health and development agendas to drive leadership, commitment, and change.			
Focused Secretariat	SE4: Ensuring a Secretariat that energizes the partnership to deliver the strategy.			
Adapt to evolving COVID-19 environment				

RBM Partnership Governance



Global context

RBM Partnership to End Malaria continued to engage the Global community of Partners in 2022 through its three Partner committees.

ARMPC

**Advocacy and Resource
Mobilization Partnership
Committee**

CRSPC

**The Country Regional
Support Partnership
Committee**

SCPC

**The Strategic Communication
Partnership Committee**

In 2022 several major activities were coordinated

Strategic Objective 1: Optimise the quality and effectiveness of country & regional programming

RBM provides TA to countries and regional entities in the following areas:

	Role of the CRSPC	Example support provided
1 Technical Strategies and Implementation Plans	Co-ordinate support for the development and validation of technically sound, implementable, country-led malaria control and elimination strategies, and sustained financial plans	<ul style="list-style-type: none">▪ Malaria Programme Reviews▪ Updating National malaria strategic plans▪ Regional strategies and plans
2 Resolve Implementation Bottlenecks	Co-ordinate an early warning system that identifies bottlenecks both proactively and reactively and implement a rapid response mechanism to support countries to overcome these implementation bottlenecks	<ul style="list-style-type: none">▪ COVID-19 mitigation▪ Planning and implementing campaigns (LLINs, SMC, IRS)▪ High Burden High Impact▪ Emergencies and upsurges▪ Zero Malaria Starts with Me▪ Data sharing for joint problem solving
3 Resource Mobilisation	Co-ordinate and provide technical assistance and implementation support for comprehensive financial gap analyses, development of funding proposals and investment requests, fostering country coalitions, and coordinating engagement with donors at all levels to address bottlenecks and gaps	<ul style="list-style-type: none">▪ Financial gap analyses▪ Global Fund funding requests▪ Identifying flexibility within existing sources of funding▪ Innovating financing including End Malaria Funds

Major achievements in 2022

- The CRSPC provides a platform to engage the RBM community in coordinating implementation support to countries and subregional entities as they execute their malaria control and elimination programmes.
- At both country and regional (e.i E8;SaME; ECCAS) levels, supports were provided through the three partnership committee mechanisms
- The support included technical assistance for planning and implementation bottlenecks resolution (ITN, SMC, HBHI; CRG-Malaria Match Box evaluation ; “Zero Malaria Starts with me”etc).
- Support for MPRs/ MTRs and NSP development and/or adjustment were also provided in collaboration and under the leadership of WHO. This includes prioritization and subnational tailoring of interventions for better impact.

Support countries in the design of quality, prioritized programmes at country and regional levels

Support provided

Support the design of quality, prioritized programmes at the country level

- CRSPC in collaboration with WHO, has provided support to 3 countries and 4 regions in developing malaria strategic plans and in conducting MPRs with 3 more countries and 2 regions in process
- CRSPC is supporting 3 countries in the Malaria Matchbox implementation to identify and address barriers in CRG
- Support has switched from virtual to in-person support at the request of countries

Impact

- Align malaria planning with the broader health and development agenda, and support to resource mobilization.
- Opportunity to incorporate a mix of new tools and best practices, including strategy to ensure access to everyone.
- Enable countries to design policies, set new targets and improve their coordination systems, including incorporation of CRG programming

Building regional capacity in Africa and Southeast Asia

- Regional bodies: EAC (GLMI), SADC and E8, SaME, and SEA were supported in the development of the Malaria Strategic plans, coordination activities, and others
- Recruited focal points in EAC, SADC and WAHO to enhance regional capacity

- Align malaria planning with the broader health and development agenda, and support to resource mobilization.
- Mainstream malaria in the agenda of the regional economic communities including at Head of State, minister and technical level

Facilitate timely access to implementation support to address bottlenecks and gaps

Implementation support to address bottlenecks and gaps

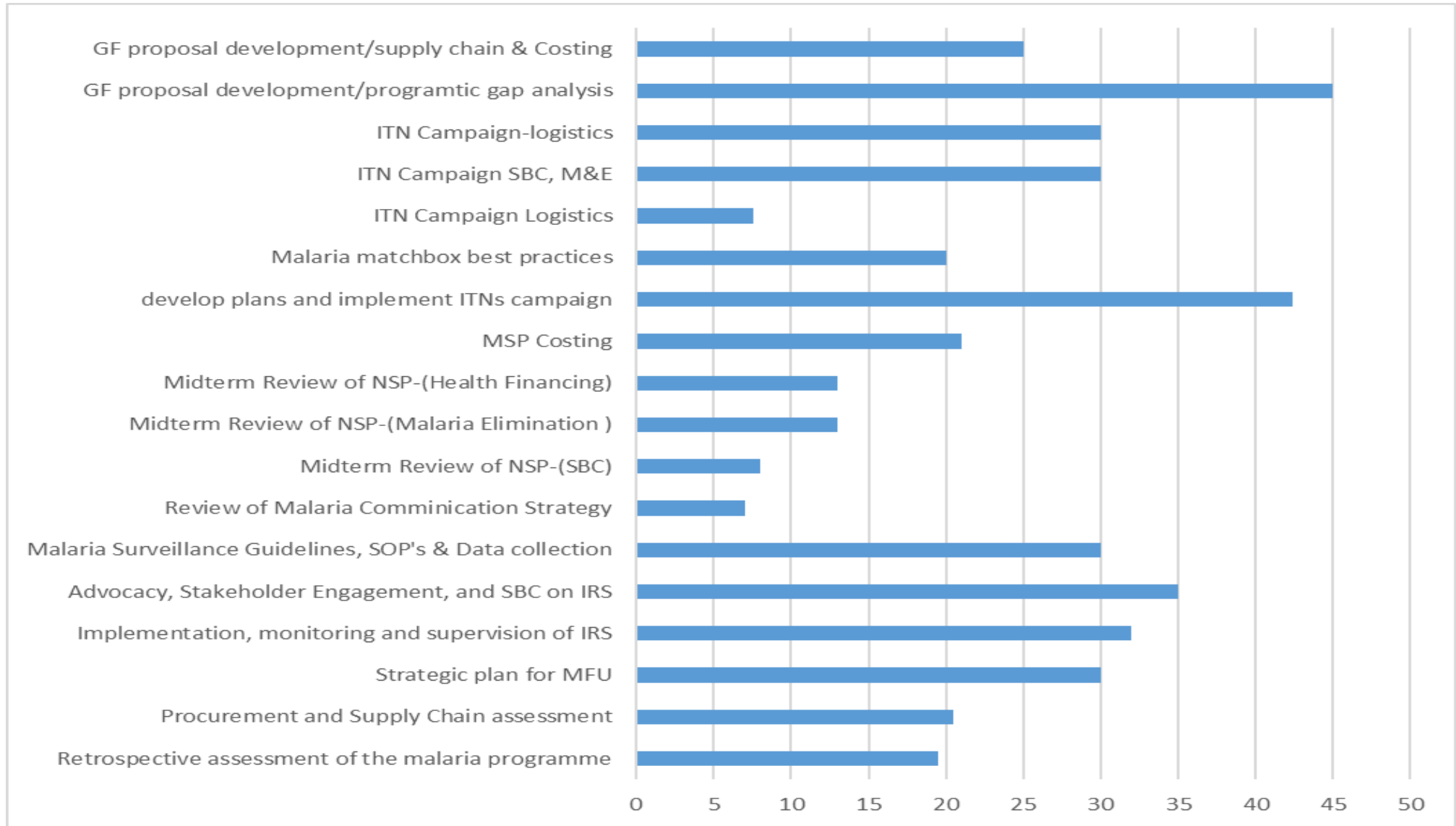
Support provided

- 23 implementation supports provided /ongoing to countries and regions through international and local consultants in 2022
- These include planning ITN, IRS campaigns in the context of the COVID-19 pandemic and working to support continuity of care by addressing resource gaps and commodity stock outs etc
- Other support included development of communication and behaviour change strategies, launch and implementation of Zero Malaria Starts with Me campaigns, Retrospective assessment of the malaria programme, surveillance etc

Impact

- Support has helped to mitigate against the impact of COVID-19

Distribution of 2022 TA Support by focus Area



Strategic Objective 1: continued...

The Impact of the TAs

- Align malaria planning with the broader health and development agenda, and support to mobilize resource at country and regional levels.
- Opportunity to incorporate a mix of new tools and best practices, including strategy to ensure access to everyone.
- Enable countries to design policies, set new targets and improve their coordination systems, including incorporation of CRG programming.
- Mainstream malaria in the agenda of the regional economic communities including at Head of State, minister and technical level.
- Support has helped to mitigate against the impact of COVID-19.

Major achievements in 2022 continued

Malaria Programs and Partners meeting for Central, Eastern, Southern and Western Africa SRNs were organized to:

- Provide opportunity for the countries to share best practices, challenges in mitigating the impact of COVID-19 on malaria intervention
- Inform countries on the current malaria prevention control tools, perspectives to better plan and implement – updates from WHO and other partners
- Facilitate the process of planning TA needs
- Provide heads up on GF implementation, GF GC7 application process, gap analysis updates, updates on Global, regional and continental initiatives.

Strategic Objective 2: Maximise levels of financing

Supporting the Global Fund Replenishment Campaign:

- **Amplifying the Global Fund investment case** – Malaria-specific case studies, thematic narratives and advocacy arguments demonstrating impact of Global Fund investments have been developed for use by RBM Partners
- **Leveraging key moments to increase support for the Global Fund**
 - World Malaria Day high-level event and Partner messaging
 - World Malaria Day Francophone event with OIF, WHO, GF, Africa CDC
 - CHOGM 2022 Kigali Summit on Malaria and NTDs thought leadership
- **Elevating malaria and CSO voices throughout campaign**
 - Contributing malaria messaging and champions to three disease community advocacy efforts
 - Participating in cross-community Partner roundtables
- **Francophonie engagement**
 - World Malaria Day Francophone event with key partners

Support Countries to fill financial gaps:

- Provide TA to countries and regional entities in financial and programmatic gap analysis - 95% of highly and moderately endemic countries mobilised sufficient resources to cover their LLIN, IRS, SMC and case management gaps in 2022

Major achievements in 2022

Orientation meeting on The Global Fund GC7 application process to:

- Provide detailed information on the Global Fund differentiated application processes;
- Provide an overview of WHO technical recommendations for malaria;
- Support countries to develop their application development plans and timelines
- Review RBM Partnership to end malaria support tools including the programmatic and financial gap analysis template to be used to support the submission; and
- Compile, review and plan the technical support needed through RBM/CRSPC.

Priorities for the next months

- Support countries in GF Funding Request in 2023
 - To ensure timely submission of high quality funding proposals and to avoid gaps in implementation, the CRSPC will provide a comprehensive package of support to countries, based on a tried and tested country-led approach
 - International consultants provide TA to support the development of the funding applications and background documents such as gap analysis, address TRP comments, MPR/NSP.
 - Funds to countries to support in-country consultations, country dialogue and recruitment of local consultants.
 - Mock TRP meetings will be held to facilitate country peer review of draft applications.
 - Remote expert review of final draft funding applications will be provided by CRSPC members
 - Support is planned to assist countries to achieve timely grant signature (Grant making).

Data Initiative

Data Initiative is one of the strategic enablers of the RBM 2021-2025 strategic framework that:

Fills a GAP existing on data centric global coordination:

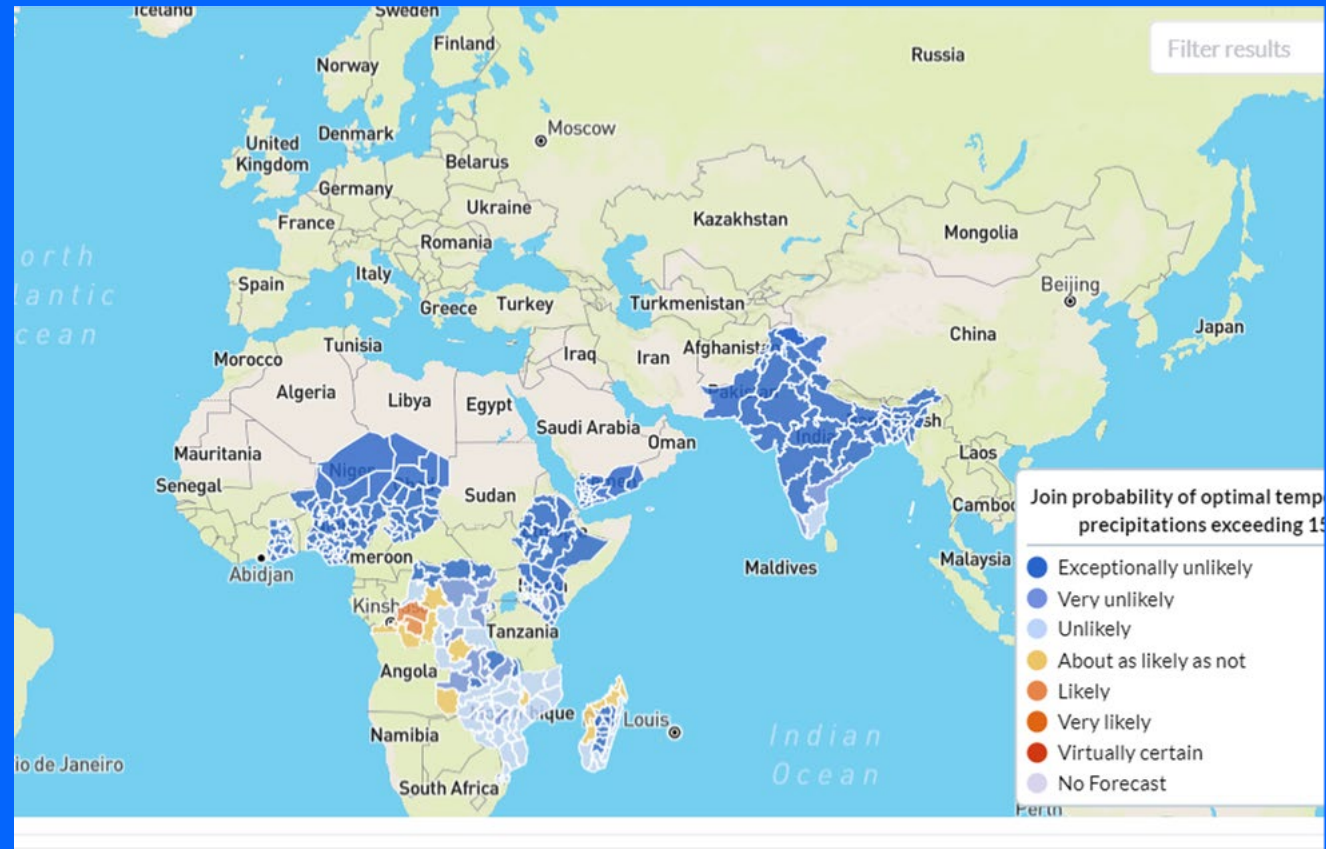
1. Countries have limited opportunities to bring current challenges to the attention of the global stakeholder ecosystem.
2. Malaria Community had little visibility on near real time data on bottlenecks.
3. Information available often scattered across many websites requiring advanced IT skills for accessing.

Strategic Objectives and Strategic Actions	SO1. Optimize the quality and effectiveness of country and regional programming
	1.1 Support countries in the design of quality, prioritized programmes
	1.2 Support countries in the use of real-time subnational data in planning, implementation and monitoring
	1.3 Facilitate timely access to implementation support to address bottlenecks and gaps
	1.4 Support building local management and technical capacity
	1.5 Support countries to strengthen multi-stakeholder partnership coordination at the national and subnational level
	1.6 Leverage regional alliances and initiatives to ensure cross-border and cross-sectoral coordination and coherence

Cross-cutting Strategic Enablers	
Data-sharing and use	SE1: Open and timely sharing of quality data to drive decision-making, build transparency and foster accountability.

New Dashboards: **Weather Forecast**

- Adapts the Seasonal Climate Forecasts developed by the International Research Institute for Climate and Society (IRI) translating the complex data into easily understandable maps.
- Forecast products include monthly updates of global maps showing regions of increased probability for being wetter-, dryer-, warmer- or colder-than-normal for the upcoming season (3-4 ahead)
- These data can help countries and partners to increase buffer stocks, or ensure early deployment of commodities to the field or interventions.



*Joint probability of temperatures in optimal
range and precipitations above 150mm*










New Dashboards: Long-term malaria commodities forecasting outputs

- Projections of need and demand for vector control and case management commodities until 2031.
- Projections developed by the Global Malaria Commodities Forecasting Consortium (lead by **CHAI**), with funding from the Bill & Melinda Gates Foundation.
- Outputs will be updated annually for the duration of the project (until December 2025).
- Long-term forecast projections are modelled based on multiple data inputs, including demographics, epidemiology, coverage of interventions, resistance, trends in domestic and donor funding for malaria commodities.

Year	Commodity	Volumes	Price	Budget
2025	RDTs	983,822,824	\$0.30	\$295,146,847
2026	RDTs	996,130,019	\$0.30	\$298,839,006
2027	RDTs	1,008,096,364	\$0.30	\$302,428,909
2028	RDTs	1,019,926,706	\$0.30	\$305,978,012
2029	RDTs	1,031,815,299	\$0.30	\$309,544,590
2030	RDTs	1,044,043,202	\$0.30	\$313,212,961
2031	RDTs	1,056,632,618	\$0.30	\$316,989,785

Global forecasts for testing and antimalarial demand (Allows simulating different scenarios)

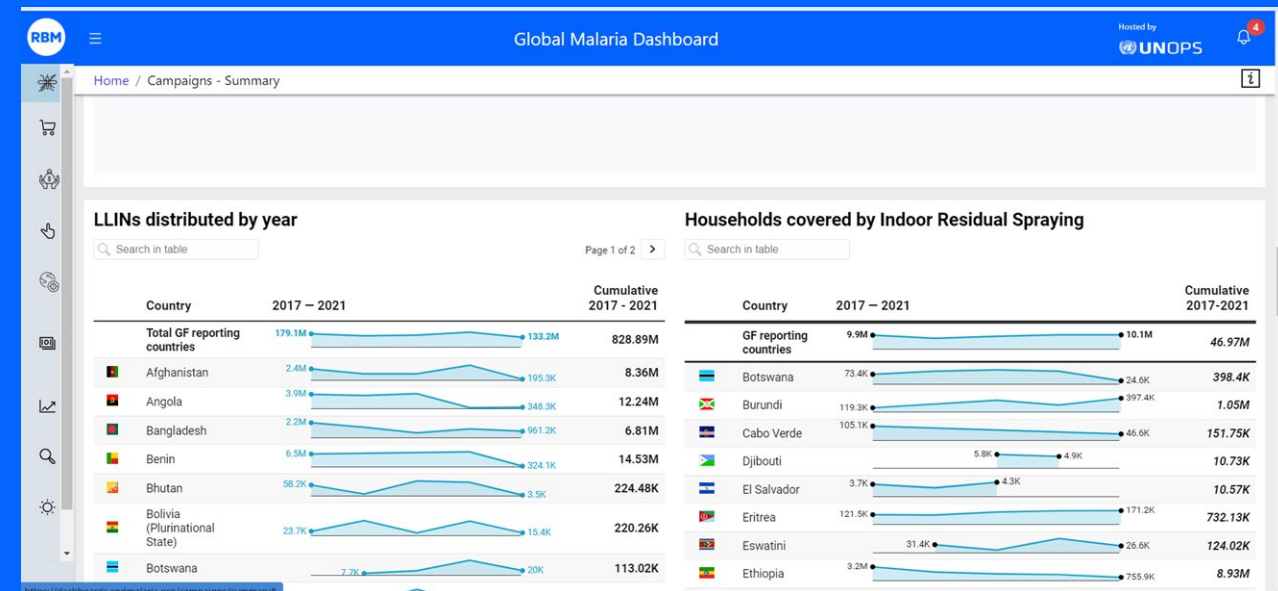
New Dashboards: Malaria Data Repositories

gap analysis or from information provided by national malaria programmes.				
	ALMA Scorecard Hub The ALMA Scorecard Hub links to country malaria, RMNCAH and NTD scorecards, best practices and training materials.	Accountability	Subnational	
	ALMA The ALMA Scorecard for Accountability and Action tracks priority malaria, RMNCAH, and NTD indicators. The scorecard is disseminated to Heads of State and Government every quarter along with a country specific Quarterly Report with recommended actions.	Accountability	Subnational	
	APLMA Leaders' Dashboard Tracks the progress made against the Roadmap priority actions and highlights key policy challenges that countries will need to address to accelerate towards elimination.	Accountability	National	
	BMGF grants to Malaria Filterable list of grants committed to Malaria by the BMGF.	Funding	National	
	GBD - IHME Deaths from malaria, by age, World, 1990 to 2019	Epidemiology	Global	
	GBD - IHME Malaria deaths estimates	Epidemiology	National	
	Global Fund Documents GF public documents including country profiles and GF applications.	Funding	National	
	Global Fund Grants Portfolio Raw data from the Global Fund portfolio are available through this API (application programming interface).	Funding	National	
	Kenya Malaria Epidemiology Dataset that shows the percentage of people sleeping under a bed-net, percentage of people who had malaria or fever and the health spending per county in Kenya.	Prevention	Subnational	

Filterable collection of other sources for Malaria Data

New Data & Visuals on Interventions Historical Trends

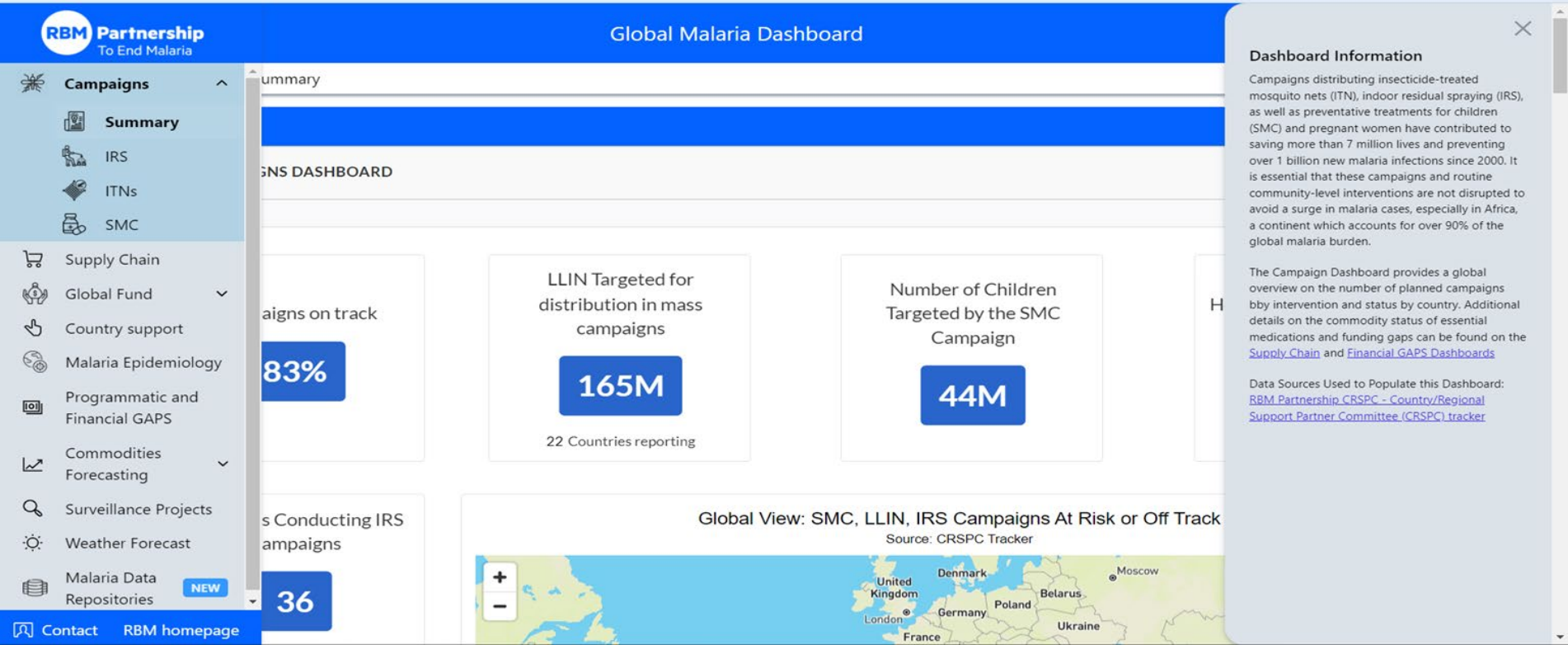
- Publicly available 2017-2021 Data from GF results framework on:
 - **LLIN distributed by years**
 - **Households covered by IRS.**
 - **Pregnant women receiving IPTp**
- Filterable
- Data can be downloaded
- Data and visuals managed by secretariat including through the use of free software



Improved landing page

Lateral
menu
expand/
compress
according
to device

Infoboxes.



Strategic Enabler 3: Targeted Advocacy and Communication

Resource mobilization

- CHOGM 2022 Kigali Summit on Malaria and NTDs
- The Global Fund 7th Replenishment Investment Case launch
- Global End Malaria Council

Rallying the community


- International Women's Day 2022
- World Malaria Day 2022
- Zero Malaria Starts with Me / Zero Malaria Business Leadership Initiative
- Phase 2 launch of Draw the Line Against Malaria campaign
- World Mosquito Day 2022

Raising urgency

- Aligning the community with messaging and media
- World Malaria Report 2022
- Annual Malaria Progress Report (Africa, Commonwealth)

Keeping the Partnership informed

- Newsletters, op-eds, website, social media



Thank you